

London-Birmingham-Wolverhampton

All direct Virgin Trains services are highlighted by the route-coloured background

Mondays to Fridays

23 May - 11 December 2010

Special features																								
Period of operation																								
London Euston	d	0603	0623	0643	0703	0723	0743	B	A		B	C	A		0903	0923	0943	1003	1023	1043	1103	1123	B	
Watford Junction	d	-	0637u	-	-	0737u	-	-	-	-	0837u	-	-	-	0937u	-	-	-	-	1037u	-	-	1137u	-
Milton Keynes Central	d	-	-	0713	-	-	0813	-	-	-	0913	0913	-	-	-	-	1013	-	-	-	-	1113	-	1213
Northampton	d	-	-	-	-	-	-	-	-	-	-	-	-	-	-	-	-	-	-	-	-	-	-	-
Rugby	d	0651	-	-	0751	-	-	0852	0851	-	-	-	-	0951	-	-	-	-	1051	-	-	-	1151	-
Coventry	a	0702	0722	0742	0802	0822	0842	0903	0902	0922	0942	0942	1002	1022	1042	1102	1122	1142	1202	1222	1243			
Birmingham Intl	a	0713	0733	0754	0812	0833	0853	0913	0912	0933	0953	0953	1013	1033	1053	1113	1133	1153	1213	1233	1254			
Birmingham New Street	a	0727	0745	0808	0827	0845	0908	0927	0927	0945	1008	1008	1027	1045	1108	1127	1145	1208	1227	1245	1308			
Sandwell & Dudley	a	-	0757	-	-	0857	-	-	-	0957	-	-	-	1057	-	-	-	-	1157	-	-	1257	-	-
Wolverhampton	a	-	0811	-	-	0911	-	-	-	1011	1036	-	-	1111	-	-	-	-	1211	-	-	1311	-	-

Special features																								
Period of operation																								
London Euston	d	A					A	B	D															
Watford Junction	d	-	1203	1223	1243	1303	1323	1343	1343	1403	1423	1443	1503	1523	1543	1603	1623	1643	1703	1723	1743			
Milton Keynes Central	d	1213	-	-	1313	-	-	1413	1413	-	-	1513	-	-	1613	-	-	1713u	-	-	1813u			
Northampton	d	-	-	-	-	-	-	-	-	-	-	-	-	-	-	-	-	-	-	-	-	-	-	-
Rugby	d	-	1251	-	-	1351	-	-	-	1451	-	-	1551	-	-	1651	-	-	1751	-	-			
Coventry	a	1242	1302	1322	1342	1402	1422	1442	1443	1502	1522	1542	1602	1622	1642	1702	1722	1742	1802	1822	1842			
Birmingham Intl	a	1253	1313	1333	1353	1413	1433	1453	1454	1513	1533	1553	1613	1633	1653	1713	1733	1753	1813	1833	1853			
Birmingham New Street	a	1308	1327	1345	1408	1427	1445	1508	1508	1527	1545	1608	1627	1645	1708	1727	1745	1808	1827	1845	1908			
Sandwell & Dudley	a	-	-	1357	-	-	1457	-	-	1557	-	-	1657	-	-	1757	-	-	1857	-	-			
Wolverhampton	a	-	-	1411	-	-	1511	-	-	1611	-	-	1711	-	-	1811	-	-	1911	-	-			

Special features																								
Period of operation																								
London Euston	d	H	R			A	B								FX	FO								
Watford Junction	d	-	1837u	-	-	1937u	-	-	-	2037u	-	-	2158u	2245u	-	-	-	-	-	-	-	-	-	-
Milton Keynes Central	d	-	-	1913	-	-	2013	-	-	-	2113	2134	2217	2329	0026	0026	-	-	-	-	-	-	-	-
Northampton	d	-	-	-	-	-	-	-	-	-	-	-	-	-	-	-	-	-	-	-	-	-	-	-
Rugby	d	1851	-	-	1951	-	-	2051	2052	-	-	2157	-	0001	0100s	0105s	-	-	-	-	-	-	-	-
Coventry	a	1902	1922	1942	2002	2022	2042	2102	2103	2122	2142	2207	2246	0011	0113s	0118s	-	-	-	-	-	-	-	-
Birmingham Intl	a	1913	1933	1953	2013	2033	2053	2113	2113	2133	2153	2218	2300	0022	0124s	0129s	-	-	-	-	-	-	-	-
Birmingham New Street	a	1927	1945	2008	2027	2045	2106	2125	2125	2146	2206	2229	2316	0033	0136s	0141s	-	-	-	-	-	-	-	-
Sandwell & Dudley	a	-	-	1958	-	-	2058	2123	-	-	2158	2223	2241	2333	-	-	-	-	-	-	-	-	-	-
Wolverhampton	a	-	-	2012	2036	-	2112	2138	2156	2156	2212	2238	2256	2347	0103	0207	0210	-	-	-	-	-	-	-

London-Birmingham-Wolverhampton

All direct Virgin Trains services are highlighted by the route-coloured background

Saturdays

23 May - 11 December 2010

Special features		Period of operation																				
		E						G C			E			G								
London Euston	d	0623	0703	0723	0743	0803	0823	0843	0843	0903	0923	0923	0943	1003	1023	1043	1103	1123	1143	1203	1223	
Watford Junction	d	0637u	-	0737u	-	-	0837u	-	-	-	0937u	0937u	-	-	1037u	-	-	1137u	-	-	1237u	
Milton Keynes Central	d	-	-	-	0813	-	-	-	0913	0913	-	-	1013	-	-	1113	-	-	1213	-	-	
Northampton	d	-	-	-	-	-	-	-	-	-	-	-	-	-	-	-	-	-	-	-	-	
Rugby	d	-	0751	-	-	0851	-	-	-	0952	-	-	-	1051	-	-	1151	-	-	1251	-	
Coventry	a	0722	0802	0822	0842	0902	0922	0942	0942	1003	1022	1023	1042	1102	1122	1142	1202	1222	1242	1302	1322	
Birmingham Intl	a	0733	0813	0833	0853	0913	0933	0953	0953	1014	1033	1033	1053	1113	1133	1153	1213	1233	1253	1313	1333	
Birmingham New Street	a	0745	0827	0845	0908	0927	0945	1008	1008	1027	1045	1045	1108	1127	1145	1208	1227	1245	1308	1327	1345	
Sandwell & Dudley	a	0757	-	0857	-	0957	-	-	-	1057	1057	-	-	1157	-	-	1257	-	-	1357	-	
Wolverhampton	a	0811	-	0911	-	1011	-	1037	-	1111	1111	-	-	1211	-	-	1311	-	-	1411	-	

Special features		Period of operation																					
		E						G D		E		G								E		G	
London Euston	d	1243	1303	1323	1343	1343	1403	1403	1423	1443	1503	1523	1543	1603	1623	1643	1703	1723	1743	1743	1803		
Watford Junction	d	-	-	1337u	-	-	-	-	1437u	-	-	1537u	-	-	1637u	-	-	1737u	-	-	-		
Milton Keynes Central	d	1313	-	-	1413	1413	-	-	-	1513	-	-	1613	-	-	1713	-	-	1813	1813	-		
Northampton	d	-	-	-	-	-	-	-	-	-	-	-	-	-	-	-	-	-	-	-	-		
Rugby	d	-	1351	-	-	1451	1452	-	-	1551	-	-	1651	-	-	1751	-	-	-	-	1851		
Coventry	a	1342	1402	1422	1442	1443	1502	1503	1522	1542	1602	1622	1642	1702	1722	1742	1802	1822	1842	1843	1902		
Birmingham Intl	a	1353	1413	1433	1453	1454	1513	1513	1533	1553	1613	1633	1653	1713	1733	1753	1813	1833	1853	1854	1913		
Birmingham New Street	a	1408	1427	1445	1508	1508	1527	1527	1545	1608	1627	1645	1708	1727	1745	1808	1827	1845	1908	1908	1925		
Sandwell & Dudley	a	-	-	1457	-	-	-	-	1557	-	-	1657	-	-	1757	-	-	1857	-	-	1953		
Wolverhampton	a	-	-	1511	-	1537	-	-	1611	-	-	1711	-	-	1811	-	-	1911	-	-	2008		

Special features		Period of operation																		
London Euston	d	1823	1843	1903	1923	1943	2023	2103	2143											
Watford Junction	d	1837u	-	-	1937u	-	2038u	2118u	2158u											
Milton Keynes Central	d	-	1913	-	-	2020	-	2150	2230											
Northampton	d	-	-	-	-	-	-	-	-											
Rugby	d	-	-	1951	-	-	-	2212	2253											
Coventry	a	1922	1942	2002	2022	2049	2135	2222	2302											
Birmingham Intl	a	1933	1953	2013	2033	2100	2153	2233	2313											
Birmingham New Street	a	1945	2008	2025	2045	2111	2205	2245	2325											
Sandwell & Dudley	a	1958	-	2053	2058	-	2224	2256	2337											
Wolverhampton	a	2012	-	2108	2112	2138	2238	2310	2351											

Sundays

23 May - 11 December 2010

Special features
Period of operation

London Euston	d	0850	0950	1050	1145	1218	1238	1258	1318	1338	1358	1418	1438	1458	1518	1538	1558	1618	1638	1658	1718
Watford Junction	d	0904u	1004u	1104u	1201u	1232u	-	-	1332u	-	-	1432u	-	-	1532u	-	-	1632u	-	-	1732u
Milton Keynes Central	d	0939	1039	1137	1227	-	1311	-	-	1411	-	-	1511	-	-	1611	-	-	1711	-	-
Northampton	d	-	-	-	-	-	-	-	-	-	-	-	-	-	-	-	-	-	-	-	-
Rugby	d	1014	1114	1212	1248	-	-	1349	-	-	1449	-	-	1549	-	-	1649	-	-	1749	-
Coventry	a	1023	1123	1221	1256	1320	1340	1400	1420	1440	1500	1520	1540	1600	1620	1640	1700	1720	1740	1800	1820
Birmingham Intl	a	1034	1134	1234	1307	1331	1351	1411	1431	1451	1511	1531	1551	1611	1631	1651	1711	1731	1751	1811	1831
Birmingham New Street	a	1047	1147	1247	1322	1344	1406	1425	1444	1506	1525	1544	1606	1625	1644	1706	1725	1744	1806	1825	1844
Sandwell & Dudley	a	1059	1159	1259	-	1356	-	-	1456	-	-	1556	-	-	1656	-	-	1756	-	-	1856
Wolverhampton	a	1113	1213	1313	-	1410	-	-	1510	-	-	1610	-	-	1710	-	-	1810	-	-	1910

Special features
Period of operation

London Euston	d	1738	1758	1818	1838	1858	1918	1938	1958	2018	2038	2054	2155	2225	2325	-	-	-	-	-	-
Watford Junction	d	-	-	1832u	-	-	1932u	-	-	2032u	-	2111u	2209u	2239u	2340u	-	-	-	-	-	-
Milton Keynes Central	d	1811	-	-	1911	-	-	2011	-	-	2116	2145	2244	2312	0012	-	-	-	-	-	-
Northampton	d	-	-	-	-	-	-	-	-	-	-	-	-	-	-	-	-	-	-	-	-
Rugby	d	-	1849	-	-	1949	-	-	2049	-	-	2207	2322	2349	0047s	-	-	-	-	-	-
Coventry	a	1840	1900	1920	1940	2000	2020	2040	2100	2120	2146	2216	2333	2359	0058s	-	-	-	-	-	-
Birmingham Intl	a	1851	1911	1931	1951	2011	2031	2051	2111	2131	2157	2227	2351	0010	0109s	-	-	-	-	-	-
Birmingham New Street	a	1906	1924	1944	2006	2024	2044	2104	2124	2144	2209	2239	0004	0023	0122s	-	-	-	-	-	-
Sandwell & Dudley	a	-	-	1956	-	2046	2056	2115	2136	2156	2224	2252	-	-	-	-	-	-	-	-	-
Wolverhampton	a	-	1958	2010	-	2058	2110	2131	2150	2210	2238	2306	0027	0055	0154	-	-	-	-	-	-


Notes


- a Arrival time
- d Departure time
- s Stops to set down only
- u Stops to pick up only

Period of operation

- A Until 16 July and from 6 September
- B 19 July to 3 September
- C Continues to Edinburgh (Route E/F timetable)
- D Continues to Glasgow Central (Route E/F timetable)
- E Until 10 July and from 11 September
- FO Fridays only
- FX Fridays excepted
- G 17 July to 4 September
- H Continues to Stafford 2050 and Crewe 2115
- R On Fridays this service is likely to be extremely busy. Reservations are recommended and customers without a reservation may be refused boarding and be required to travel on other service

Special features

 Breakfast served to customers in First Class

 Evening meal served to customers in First Class

Wolverhampton-Birmingham-London

All direct Virgin Trains services are highlighted by the route-coloured background

Sundays

23 May - 11 December 2010

Special features

Period of operation

Wolverhampton	d	0805	0905	1005	1105		1145			1245			1345			1445			1545		
Sandwell & Dudley	d	0815	0915	1015	1115		1157			1255			1356			1456			1556		
Birmingham New Street	d	0830	0930	1030	1130	1150	1210	1230	1250	1310	1330	1350	1410	1430	1450	1510	1530	1550	1610	1630	1650
Birmingham Intl	d	0840	0940	1040	1140	1200	1220	1239	1300	1320	1339	1401	1420	1439	1501	1520	1539	1601	1620	1639	1701
Coventry	d	0851	0951	1051	1151	1211	1231	1251	1311	1331	1351	1411	1431	1451	1511	1531	1551	1611	1631	1651	1711
Rugby	a	0902	1002	1102	1205	1223	-	-	1322	-	-	1423	-	-	1523	-	-	1623	-	-	1723
Northampton	a	-	-	-	-	-	-	-	-	-	-	-	-	-	-	-	-	-	-	-	-
Milton Keynes Central	a	0937	1037	1137	1227	-	-	1318	-	-	1418	-	-	1518	-	-	1618	-	-	1718	-
Watford Junction	a	1007s	1111s	1207s	-	-	1318s	-	-	1416s	-	-	1516s	-	-	1616s	-	-	1716s	-	-
London Euston	a	1028	1134e	1227	1306	1319	1339	1359	1419	1436	1458	1519	1536	1559	1619	1636	1659	1719	1736	1759	1819

Special features

Period of operation

Wolverhampton	d	1645			1745				1845			1945		2105	2205	2237			
Sandwell & Dudley	d	1656			1756				1856			1956		2117	2215	2247			
Birmingham New Street	d	1710	1730	1750	1810	1830	1850	1910	1930	2010	2030	2130	2230	2300					
Birmingham Intl	d	1720	1740	1801	1820	1839	1901	1920	1939	2020	2040	2140	2240	2310					
Coventry	d	1731	1751	1811	1831	1851	1911	1931	1951	2031	2051	2151	2251	2321					
Rugby	a	-	-	1823	-	-	1923	-	-	-	2103	2202	2303	2333					
Northampton	a	-	-	-	-	-	-	-	-	-	-	-	-	2353s					
Milton Keynes Central	a	-	1818	-	-	1918	-	-	2018	-	-	2126	2237	2338	0012s				
Watford Junction	a	1816s	-	-	1916s	-	-	2016s	-	2130s	2203s	2308s	0013s	0042s					
London Euston	a	1836	1859	1919	1936	1959	2019	2036	2059	2154	2224	2328	0035	0106					

23 May - 11 December 2010


Notes


- a Arrival time
- d Departure time
- e Arrives 2 minutes earlier from 18 July
- s Stops to set down only

Period of operation

- A Until 16 July and from 6 September
- B 19 July to 3 September
- C Until 10 July and from 11 September
- D 17 July to 4 September
- E From Edinburgh (Route E/F timetable) from 17 July to 4 September
- G From Manchester Piccadilly (Route B timetable)

Special features

 Breakfast served to customers in First Class

 Evening meal served to customers in First Class