

**Mondays to Fridays**

Special features																
Period of operation	A															
<b>London Euston</b>	d	0710	0810	0910	1010	1110	1210	1310	1410	1510	1610	1710	1810	1910	2010	
Watford Junction	d	0651c	0801m	0901m	1001m	1101m	1201m	1301m	1401m	1501m	1601m	1642m	1743m	1845m	1941m	
Milton Keynes Central	d	0740	0840	0940	1040	1140	1240	1340	1440	1540	1640u	1740u	1840u	1940u	2040	
Rugby	d	0659c	0803c	0903c	1003c	1103c	1203c	1303c	1403c	1503c	1603c	1722c	1823c	1923c	2003c	
Nuneaton	d	0712c	0817c	0916c	1016c	1116c	1216c	1316c	1416c	1516c	1616c	1812	1913	-	2018c	
Tamworth	d	0729c	0831c	0930c	1030c	1131c	1231c	1330c	1430c	1530c	1630c	-	1730c	-	2043c	
Lichfield Trent Valley	d	0735c	0837c	0936c	1036c	1137c	1237c	1336c	1436c	1536c	1636c	-	1736c	-	2050c	
Stafford	d	0602	0809c	0909c	1009c	1109c	1209c	1309c	1409c	1509c	1609c	1709c	1825c	1925c	2009c	2109c
Crewe	d	0624	0849	0949	1049	1149	1249	1349	1449	1549	1649	1749	1856	1956	2050	2150
Chester	a	0644	0912	1009	1109	1212	1312	1412	1512	1612	1712	1808	1915	2015	2110	2215
WREXHAM GENERAL	a	0738h	0946h	1038h	1138h	1238h	1338h	1438h	1538h	1638h	1738h	1836h	1943h	2038	2137h	2245h
Flint	a	0657	0938h	1028	1138h	1238h	1338h	1438h	1538h	1638h	1740h	1822	1934	2047h	2129	2334h
Prestatyn	a	0710	0952h	1041	1152h	1252h	1352h	1452h	1552h	1652h	1754h	1835	1947	-	2142	2348h
Rhyl	a	0716	0958h	1047	1142	1258h	1358h	1458h	1558h	1658h	1800h	1841	1953	2051	2148	2354h
Colwyn Bay	a	0727	1008h	1058	1153	1308h	1408h	1508h	1608h	1708h	1814h	1852	2004	2102	2159	0008h
Llandudno Junction	a	0733	1014h	1104	1200	1314h	1414h	1514h	1614h	1714h	1819h	1858	2010	2109	2206	0013h
Llandudno	a	0806j	1036e	1136j	1236j	1336e	1436e	1606h	1706h	1806h	1836e	1936j	2034j	2142j	-	-
Bangor (Gwynedd)	a	0749	1036h	1127	1216	1331h	1436h	1531h	1636h	1736h	1842h	1921	2027	2125	2222	0036h
Holyhead	a	0823	1119h	1213g	1250	1414h	1511h	1614h	1711h	1819h	1916h	2014g	2059	2159	2256	0119h

Saturdays

Special features												
Period of operation												
	A											
<b>London Euston</b>	d	0810	0850	1010	1110	1210	1310	1410	1510	1610	1710	1810
Watford Junction	d	0801c	0905	1001c	1101c	1201c	1301c	1401c	1501c	1601c	1701c	1801c
Milton Keynes Central	d	0840	0925	1040	1140	1240	1340	1440	1540	1640	1740	1840
Rugby	d	0804c	0903c	1003c	1103c	1203c	1303c	1403c	1503c	1603c	-	1803c
Nuneaton	d	0817c	0916c	1016c	1116c	1216c	1316c	1416c	1516c	1616c	-	1816c
Tamworth	d	0831c	0931c	1031c	1131c	1231c	1331c	1431c	1531c	1631c	-	1831c
Lichfield Trent Valley	d	0837c	0937c	1037c	1137c	1237c	1337c	1437c	1537c	1637c	-	1837c
Stafford	d	0601	0909c	1009c	1109c	1209c	1309c	1409c	1509c	1609c	1709c	1809c
Crewe	d	0623	0950	1045	1150	1249	1349	1450	1549	1649	1749	1850
Chester	a	0643	1012	1112	1212	1312	1412	1512	1610	1712	1809	1910
<b>WREXHAM GENERAL</b>	a	0738h	1038h	1138h	1238h	1338h	1438h	1538h	1638h	1738h	1838h	1943h
Flint	a	0657	1038h	1138h	1238h	1338h	1438h	1538h	1624	1740h	1828	1929
Prestatyn	a	0710	1052h	1152h	1252h	1352h	1452h	1552h	1637	1754h	1841	1942
Rhyl	a	0716	1058h	1142	1258h	1358h	1458h	1558h	1643	1800h	1847	1948
Colwyn Bay	a	0727	1108h	1155	1308h	1408h	1508h	1608h	1654	1814h	1858	1959
Llandudno Junction	a	0733	1114h	1203	1314h	1414h	1514h	1614h	1701	1819h	1905	2006
Llandudno	a	0806j	1136e	1236j	1336e	1436e	1536e	1636e	1736j	1836e	1936j	2034j
Bangor (Gwynedd)	a	0749	1136h	1222	1331h	1436h	1531h	1636h	1717	1842h	1921	2022
Holyhead	a	0823	1211h	1258	1414h	1511h	1614h	1711h	1751	1916h	1955	2056
												2223h

Sundays

Special features													
Period of operation	C	B	B	C	B	C	B	C	B	C	B	C	
<b>London Euston</b>	d	0815c	0815c	1505	1505	1605	1605	1705	1705	1805	1805	1905	1905
Watford Junction	d	-	-	1451m	1451m	1551m	1551m	1651m	1651m	1751m	1751m	1851m	1851m
Milton Keynes Central	d	-	-	1538	1538	1639	1639	1738	1738	1838	1838	1938	1938
Rugby	d	-	-	1416c	1416c	-	-	1616c	1616c	-	-	1816c	1816c
Nuneaton	d	0942c	0942c	1430c	1430c	-	-	1810	1810	-	-	1830c	1830c
Tamworth	d	-	-	1445c	1445c	-	-	1645c	1645c	-	-	1845c	1845c
Lichfield Trent Valley	d	-	-	1451c	1451c	-	-	1651c	1651c	-	-	1851c	1851c
Stafford	d	1008c	1008c	1610c	1610c	1710c	1710c	1810c	1810c	1910c	1910c	2010c	2010c
Crewe	d	1042	1042	1652	1652	1752	1752	1856	1856	1952	1952	2055	2055
Chester	a	1101	1102	1714	1714	1814	1814	1914	1915	2011	2011	2114	2114
<b>WREXHAM GENERAL</b>	a	1138h	1138h	1738h	-	1840h	-	1942h	1942h	-	-	2141h	2141h
Flint	a	1153z	1217h	1816h	1852z	1843h	1949z	1934	-	2030	2100z	2129	2200z
Prestatyn	a	1218z	1128	1830h	1857z	1857h	2014z	1947	-	2043	2130z	2142	2230z
Rhyl	a	1210z	1135	1836h	1929z	1903h	-	1953	2025z	2049	2140z	2148	2225z
Colwyn Bay	a	1250y	1146	1850h	1954y	1917h	-	2003	2050y	2100	-	2159	2253y
Llandudno Junction	a	1255y	1152	1855h	2000y	1922h	-	2009	2055y	2107	-	2206	2258y
Llandudno	a	1320x	-	1920f	-	-	-	-	-	-	-	-	-
Bangor (Gwynedd)	a	1312y	1209	1912h	2022y	1945h	-	2026	2118y	2123	-	2222	2315y
Holyhead	a	1347y	1243	1955h	2057y	2018h	-	2059	2154y	2157	-	2256	2358y



## Notes

- a Arrival time
- c Change at Crewe
- d Departure time
- e Change Chester and Llandudno Junction
- f Change at Chester and Llandudno Junction; by Rail Replacement Coach from Llandudno Junction
- g Change at Bangor
- h Change at Chester
- j Change at Llandudno Junction
- m Change at Milton Keynes Central
- u Stops to pick up only
- x Change at Chester, Rhyl and Llandudno Junction; by Rail Replacement Coach from Chester to Rhyl and Llandudno Junction to Llandudno
- y Change at Chester and Rhyl; by Rail replacement coach from Chester to Rhyl
- z By Rail Replacement coach from Chester

### Period of operation

- A From Birmingham New Street 0530 and Wolverhampton 0549 (0548 On Saturdays)
- B Until 31 January and from 4 April
- C 7 February to 28 March

### Special features

-  Breakfast served to customers in First Class
-  Evening meal served to customers in First Class



## North Wales-London and the West Midlands

All direct Virgin Trains services are highlighted by the route-coloured background

### Saturdays

Special features													
Period of operation													
<b>Holyhead</b>	d	0653	0755	0855	0923h	1033h	1123h	1238h	1323h	1436	1523h	1823h	
Bangor (Gwynedd)	d	0457h	0720	0822	0922	1002h	1105h	1202h	1307h	1402h	1506	1602h	1902h
Llandudno	d	-	0710j	0810j	0910j	1010e	1110e	1210e	1310e	1410e	1510j	1610e	1910e
Llandudno Junction	d	0537h	0738	0840	0940	1025h	1125h	1225h	1325h	1425h	1525	1625h	1925h
Colwyn Bay	d	0543h	0744	0847	0947	1031h	1131h	1231h	1331h	1431h	1533	1631h	1931h
Rhyl	d	0556h	0755	0858	0958	1041h	1141h	1241h	1341h	1441h	1546	1641h	1941h
Prestatyn	d	0602h	0801	0904	1003	1047h	1147h	1247h	1347h	1447h	1539h	1647h	1947h
Flint	d	0616h	0815	0918	1000h	1100h	1200h	1300h	1400h	1500h	1553h	1700h	2000h
WREXHAM GENERAL	d	0649h	0801h	0903h	1002h	1100h	1202h	1300h	1402h	1500h	-	1702h	2002h
Chester	d	0717	0835	0935	1035	1135	1235	1335	1435	1535	1620	1735	2035
Crewe	a	0736	0854	0954	1054	1154	1254	1354	1454	1554	1643	1754	2054
Stafford	a	0810c	0942c	1042c	1142c	1242c	1342c	1446c	1542c	1646c	1742c	1842c	2142c
Lichfield Trent Valley	a	0830c	1039c	1139c	1239c	1339c	1439c	1539c	1639c	1739c	1839c	1939c	
Tamworth	a	0836c	1046c	1146c	1246c	1346c	1446c	1546c	1646c	1746c	1846c	1946c	
Nuneaton	a	1001c	1101c	1201c	1301c	1401c	1501c	1601c	1701c	1801c	1901c	2001c	
Rugby	a	1017c	1119c	1217c	1319c	1417c	1517c	1617c	1719c	1817c	1918c	2017c	
Milton Keynes Central	a	-	1001	1101	1201	1301	1401	1501	1601	1701	1801		
Watford Junction	a	-	1051m	1151m	1251m	1351m	1451m	1551m	1650m	1751m	1851m		
<b>London Euston</b>	a	0930	1038	1138	1238	1338	1438	1538	1638	1738	1838		

Sundays

Special features																				
Period of operation																				
	B	C	B	C	B	C	B	C	B	C	B	C	B	C	B	C	B	C		
Holyhead	d	0845h		1055		1150	1055y	1250			1355	1224y	1530h	1'416y	1625h	1530y	1730h	1625y	1825h	1710y
Bangor (Gwynedd) 🚆	d	0913h		1122		1217	1123y	1318			1422	1252y	1559h	1455y	1704h	1559y	1759h	1704y	1904h	1739y
Llandudno	d	-		1015r		-	-	1310r			-	-	1600f	-	-	1600x	-	-	-	-
Llandudno Junction 🚆	d	0935h		1140		1235	1141y	1336			1440	1310y	1625h	1513y	1725h	1625y	1824h	1722y	1924h	1802y
Colwyn Bay 🚆	d	0941h		1147		1242	1147y	1342			1446	1316y	1631h	1519y	1731h	1631y	1830h	1728y	1930h	1808y
Rhyl 🚆	d	0954h		1158	1105z	1253	1215z	1353	1305z	1457	1345z	1644h	1546z	1744h	1654z	1843h	1755z	1943h	1835z	
Prestatyn 🚆	d	0959h		1203	1115z	1259	1210z	1359	1315z	1503	1355z	1649h	1558z	1749h	1706z	1848h	1807z	1948h	1847z	
Flint 🚆	d	1013h		1217	1145z	-	1240z	1413	1345z	-	1425z	1703h	1623z	1803h	1731z	1902h	1832z	2002h	1912z	
WREXHAM GENERAL	d	1054h	1054h	-	-	1256h	1256h	-	-	-	-	1710h	1710h	1808h	1808h	1909h	1909h	2010h	2010h	
Chester 🚆	d	1128	1128	1233	1233	1330	1330	1433	1433	1533	1533	1735	1735	1835	1835	1935	1935	2037	2037	
Crewe 🚆	a	1147	1147	1252	1252	1349	1349	1452	1452	1552	1552	1753	1753	1853	1853	1954	1954	2056	2101	
Stafford 🚆	a	1241c	1241c	1342c	1342c	1442c	1442c	1542c	1542c	1642c	1642c	1842c	1842c	1942c	1942c	2037c	2037c	2137c	2137c	
Lichfield Trent Valley 🚆	a	-	-	1435c	1435c	-	-	1634c	1634c	1726c	1726c	-	-	2034c	2034c			2158c	2158c	
Tamworth	a	-	-	1442c	1442c	-	-	1641c	1641c	-	-	-	-	2041c	2041c			2204c	2204c	
Nuneaton 🚆	a	1230	1230	-	-	1431	1431	1658c	1658c	-	-	-	-	2058c	2058c			2215c	2215c	
Rugby 🚆	a	-	-	-	-	1517n	1517n	1717c	1717c	-	-	-	-	2117c	2117c			2229c	2229c	
Milton Keynes Central 🚆	a	1303	1303	1402	1402	1504	1504	1604	1604	1703	1703	1903	1903	2003	2003			2304c	2304c	
Watford Junction 🚆	a	1351m	1351m	1451m	1451m	1551m	1551m	1651m	1651m	1751m	1751m	1951m	1951m	2052m	2052m			2336c	2336c	
London Euston	a	1344	1344	1443	1443	1545	1545	1644	1644	1744	1744	1944	1944	2044	2044			2357c	2357c	



## Notes

- a Arrival time
- c Change at Crewe
- d Departure time
- e Change at Llandudno Junction and Chester
- f Change at Llandudno Junction and Chester; by Rail Replacement Coach to Llandudno Junction
- g Change at Bangor
- h Change at Chester
- j Change at Llandudno Junction
- m Change at Milton Keynes Central
- n Change at Nuneaton
- r By Rail Replacement Coach to Llandudno Junction
- x Change at Llandudno Junction, Rhyl and Chester; by Rail Replacement Coach to Llandudno Junction and from Rhyl to Chester
- y Change at Rhyl and Chester; by Rail Replacement coach from Rhyl to Chester
- z By Rail replacement Coach to Chester

### Period of operation

- A Continues to Wolverhampton 2227 and Birmingham New Street 2250
- B Until 31 January and from 4 April
- C 7 February to 28 March

### Special features

-  Breakfast served to customers in First Class
-  Evening meal served to customers in First Class